



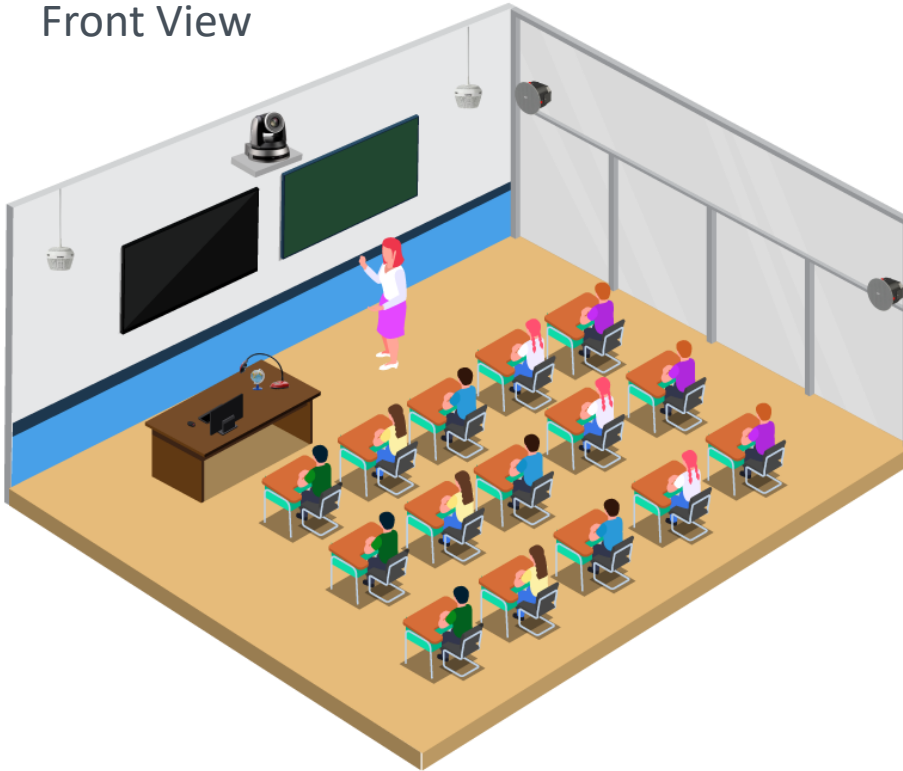
Lumens[®]

Solution
Hybrid Classroom
– with Multi View Full HD
Video Record


Lumens[®]

Hybrid Classroom Scenario

Front View



Rear View



What is Hybrid Classroom

- Hybrid learning allows for students to spend some time in the classroom and some time learning from home (or another location outside the classroom)
- Teaching student in-class and online at the same time.
- Blending the Virtual Classroom with the Real Classroom.



Using Google Classroom and Google Meet to Power Virtual Learning

- Google Classroom is a free platform for educators. It uses a scaled-down approach to give teachers the things they need to communicate with students, organize class events and materials.
- Google Meet is a free videoconferencing tool that's integrated with Google Classroom!



Make participation in online teaching like a discussion on the spot

- Lumens **tracking technology** allows camera to always focus on teachers and writing on the blackboard, online students are like taking classes in a classroom.
- The back screen shows the online classmates. The teacher can instantly observe the reactions of all students.
- Lumens OIP products assist in extending HDMI.
- Lumens can provide the **USB AOC cable** or **Virtual Camera** to connect the camera to desktop.
- Document camera can present physical teaching materials, making up for the insufficiency of electronic teaching materials.
- **Audio quality** is important for online learning. Using professional audio equipment can improve the sound quality and increase remote students' understanding of the course.
- Installing **ceiling microphones** allows teachers to release their hands and concentrate on teaching

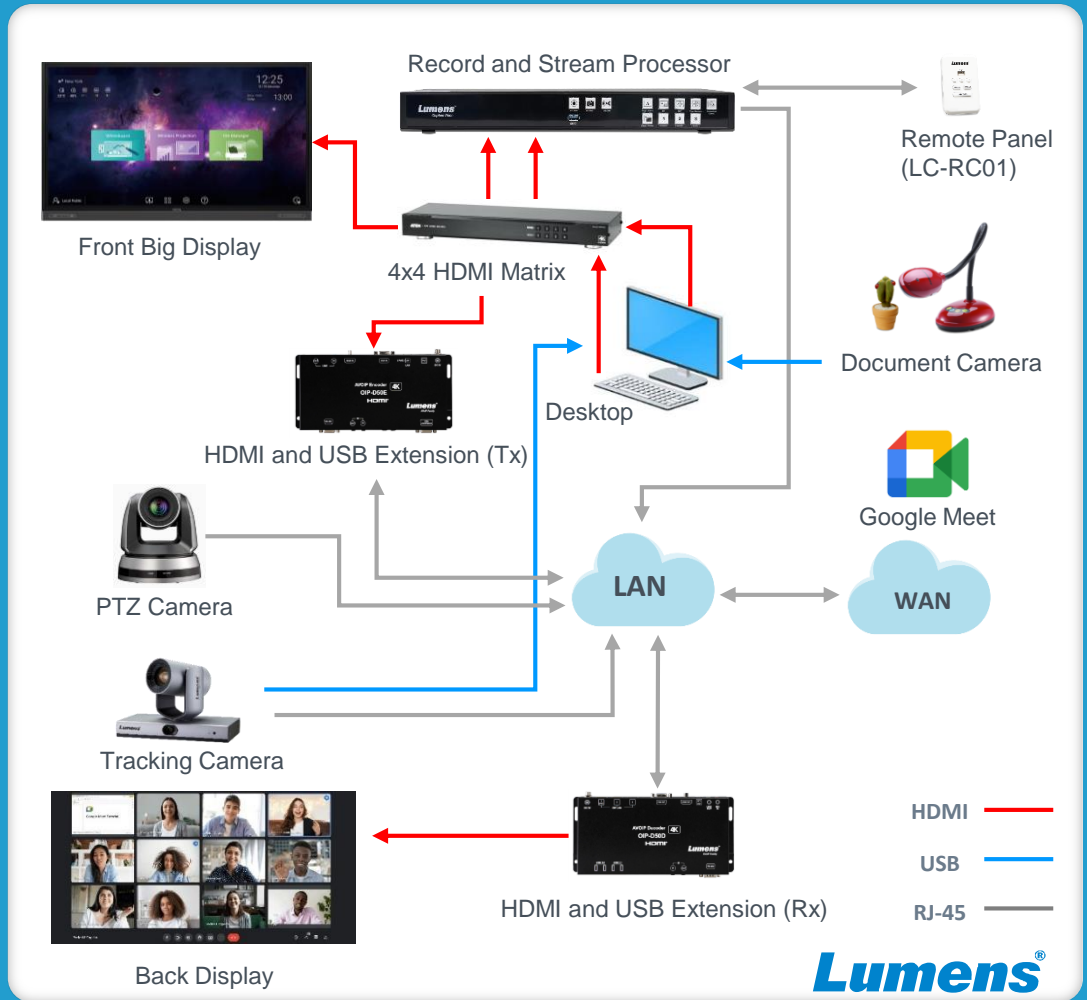
Record and stream the activity in classroom

- General **video conferencing software** usually has low resolution and image quality, and can only see one camera at a time.
- The LC200 supports simultaneous **recording of 4 video sources with full HD resolution**, which can record the teaching materials, video conference video and the original video of the tracking camera and other PTZ Camera.
- Students watching after class can choose to watch videos from **different perspectives**.
- Teacher can start and stop the record with remote control panel (LC-RC01), and copy the video files to USB flash drive.
- Lumens LC200 can do schedule record, stream to video server , and backup video files to storage server (FTP/NAS/Panopto..etc).
- Teacher can use the videos recorded by LC200 to do video post-production.

Configuration for Video Device

Includes Video Device

- **Conference**
 - Google Meet
- **Record and Stream processor**
 - Lumens LC200
- **HDMI Matrix**
 - ATEN VM0404HA
- **PTZ & Tracking Camera**
 - Lumens VC-TR1
 - Lumens VC-TA50
- **PTZ Camera**
 - Lumens VC-A51P
- **Document Camera**
 - Lumens DC125
 - Lumens DC136
 - Lumens DC-F80
 - Lumens DC172
- **HDMI Extension**
 - Tx: Lumens OIP-D50E
 - Rx: Lumens OIP-D50D
- **USB Extension**
 - Lumens CAB-AOCU-ML (15 meter)
 - Lumens Virtual Camera (up to 100 meter)
- **Desktop**
 - With 2 HDMI output
 - USB port x3

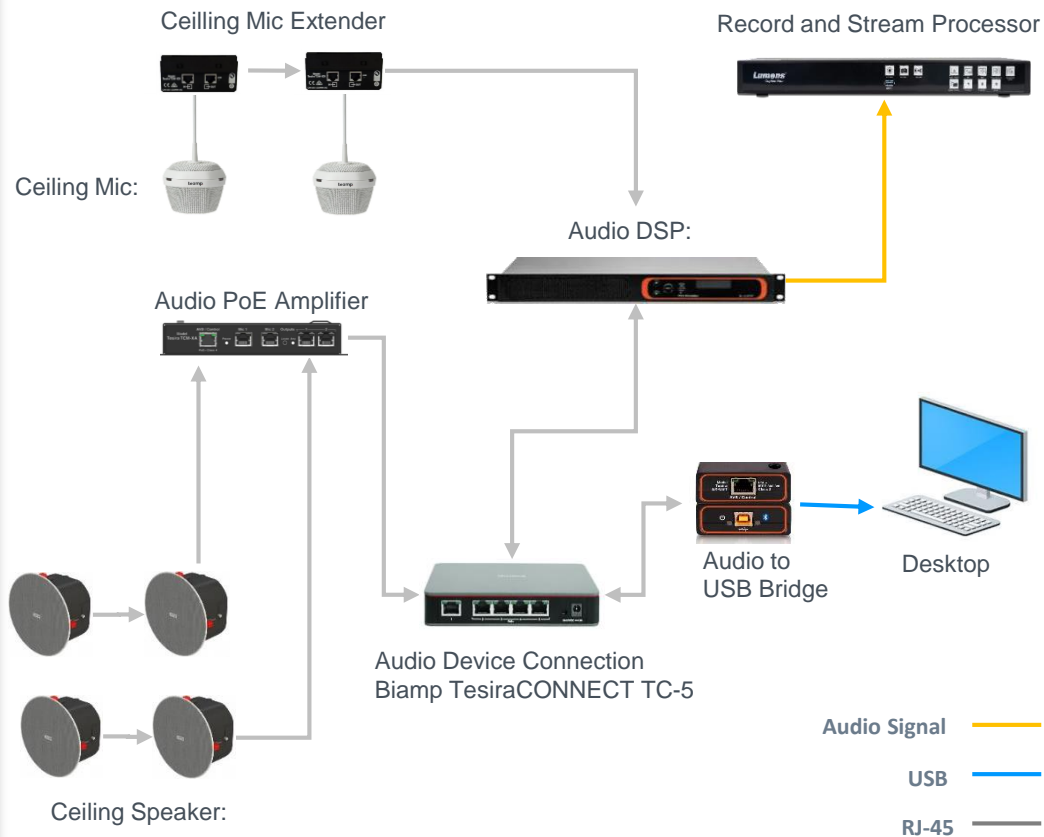


Lumens[®]

Copyright © Lumens. All rights reserved.

Configuration for Audio Device

- Includes Audio Device
- **Audio DSP**
 - Biamp TesiraFORTÉ AVB VT4 *1
- **Audio Device Connection**
 - Biamp TesiraCONNECT TC-5 *1
- **Audio to USB Bridge**
 - Biamp EX-UBT *1
- **Audio PoE Amplifier**
 - Biamp Parlé TCM-XA *1
- **Ceiling Microphone**
 - Biamp TCM-1 *2
- **Ceiling Microphone Extender**
 - Biamp PARLÉ TCM-1EX *2
- **Ceiling Speaker**
 - Biamp Desono C-IC6 WHITE *4



Thank You!



MyLumens.com



Contact Lumens

